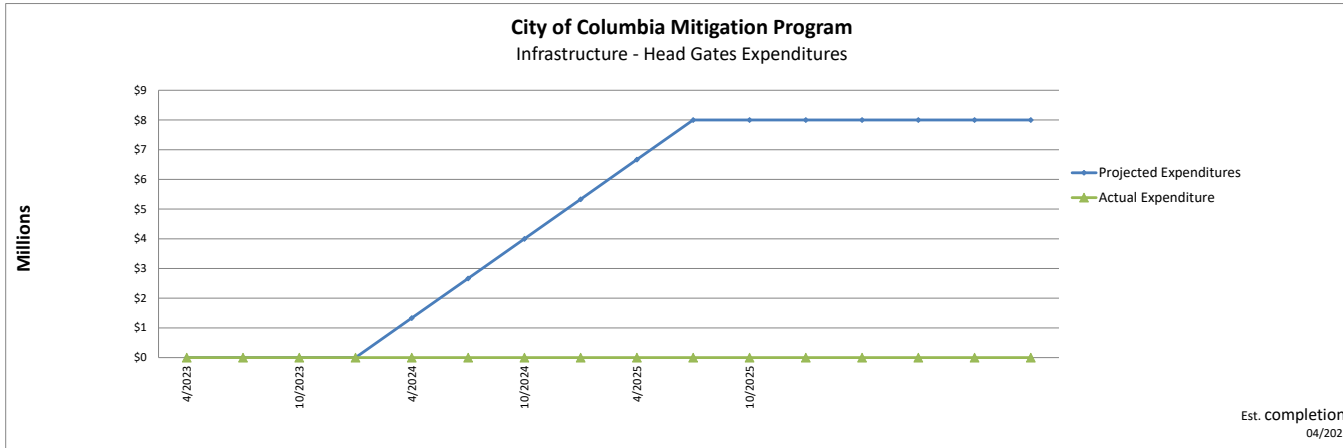
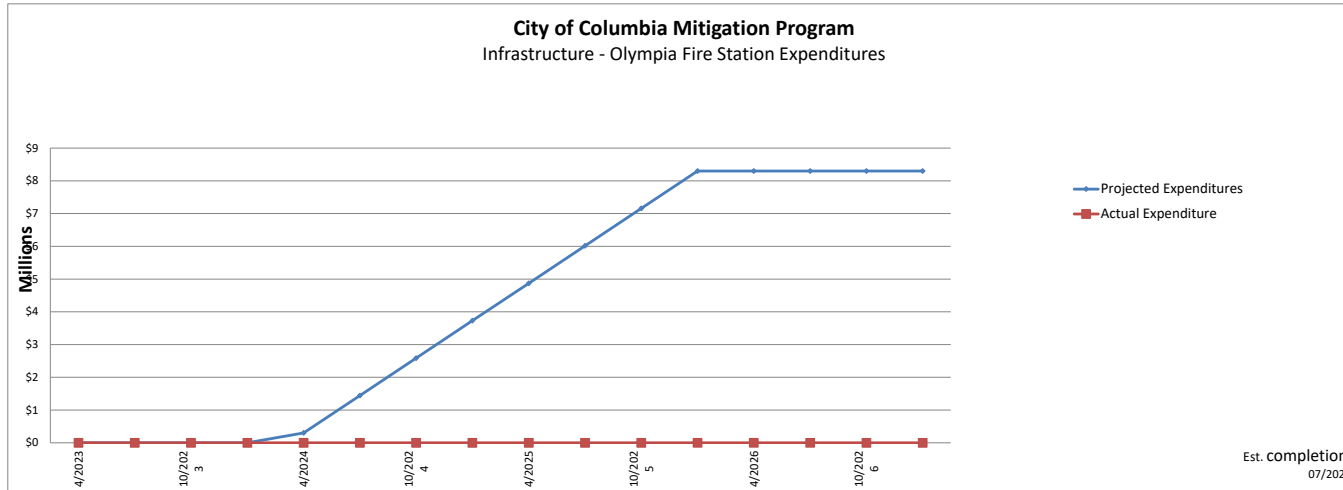


Substantial Amendment #1 Financial Projections

Infrastructure - Head Gates	4/2023	7/2023	10/2023	1/2024	4/2024	7/2024	10/2024	1/2025	4/2025	7/2025	10/2025	1/2026	4/2026	7/2026	10/2026	1/2027
Projected Expenditures	\$0	\$0	\$0	\$0	\$1,333,333	\$2,666,667	\$4,000,000	\$5,333,333	\$6,666,667	\$8,000,000	\$8,000,000	\$8,000,000	\$8,000,000	\$8,000,000	\$8,000,000	\$8,000,000
Quarterly Projection	\$0	\$0	\$0	\$0	\$1,333,333	\$1,333,333	\$1,333,333	\$1,333,333	\$1,333,333	\$1,333,333	\$0	\$0	\$0	\$0	\$0	\$8,000,000
Actual Expenditure	\$0	\$0	\$0	\$0	\$0	\$0	\$0	\$0	\$0	\$0	\$0	\$0	\$0	\$0	\$0	\$0
Actual Quarterly Expend (from QPRs)	\$0	\$0	\$0	\$0	\$0	\$0	\$0	\$0	\$0	\$0	\$0	\$0	\$0	\$0	\$0	\$0

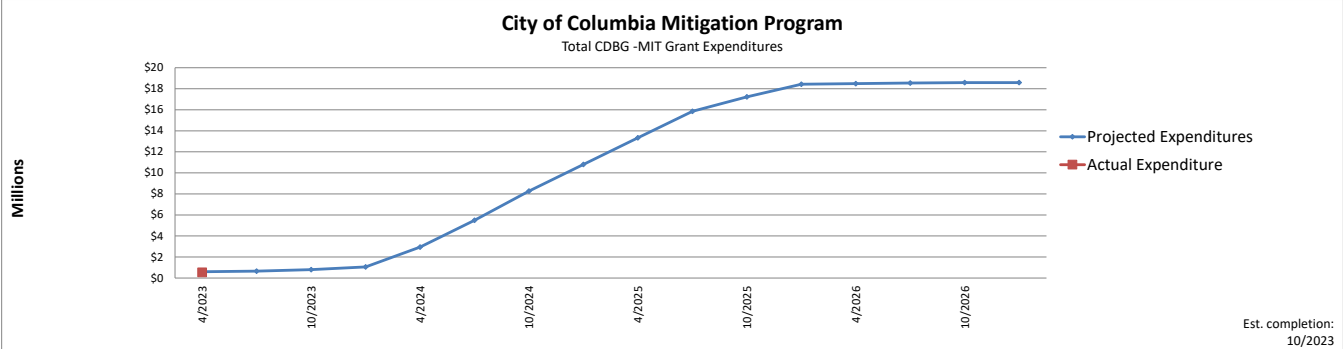


Infrastructure - Fire Station	4/2023	7/2023	10/2023	1/2024	4/2024	7/2024	10/2024	1/2025	4/2025	7/2025	10/2025	1/2026	4/2026	7/2026	10/2026	1/2027
Projected Expenditures	\$0	\$0	\$0	\$0	\$300,000	\$1,442,857	\$2,585,714	\$3,728,571	\$4,871,429	\$6,014,286	\$7,157,143	\$8,300,000	\$8,300,000	\$8,300,000	\$8,300,000	\$8,300,000
Quarterly Projection	\$0	\$0	\$0	\$0	\$300,000	\$1,142,857	\$1,142,857	\$1,142,857	\$1,142,857	\$1,142,857	\$1,142,857	\$1,142,857	\$0	\$0	\$0	\$8,300,000
Actual Expenditure	\$0	\$0	\$0	\$0	\$0	\$0	\$0	\$0	\$0	\$0	\$0	\$0	\$0	\$0	\$0	\$0
Actual Quarterly Expend (from QPRs)	\$0	\$0	\$0	\$0	\$0	\$0	\$0	\$0	\$0	\$0	\$0	\$0	\$0	\$0	\$0	\$0



Substantial Amendment #1 Financial Projections

Actual Quarterly Expend (from QPRs)	\$548,866	\$0	\$0	\$0	\$0	\$0	\$0	\$0	\$0	\$0	\$0	\$0	\$0	\$0	\$0	\$0	\$0	\$0	\$0
-------------------------------------	-----------	-----	-----	-----	-----	-----	-----	-----	-----	-----	-----	-----	-----	-----	-----	-----	-----	-----	-----

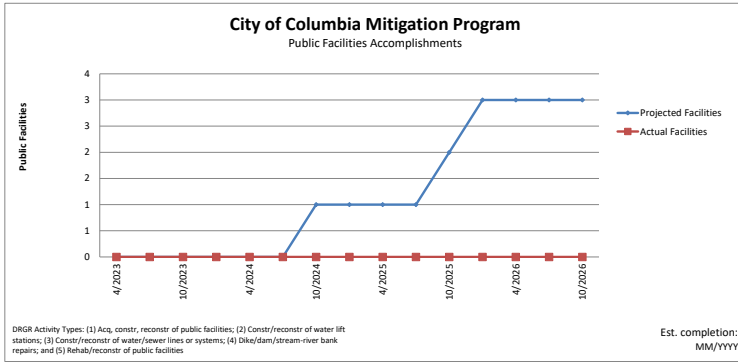


Substantial Amendment #1 Metric Projections

Public Facilities	4/2023	7/2023	10/2023	1/2024	4/2024	7/2024	10/2024	1/2025	4/2025	7/2025	10/2025	1/2026	4/2026	7/2026	10/2026
Projected Facilities	0	0	0	0	0	0	1	1	1	1	2	3	3	3	3
# of Public Facilities (Quarterly Projection)	0	0	0	0	0	0	1	0	0	0	1	1	0	0	0
Actual Facilities	0	0	0	0	0	0	0	0	0	0	0	0	0	0	0
# of Public Facilities (Populated from QPR Reporting)	0														

Quarterly Projections by Activity Type:

Acquisition, construction, reconstruction of public facilities # of Public Facilities	0						1				1	1			
Construction/reconstruction of water lift stations # of Public Facilities	0														
Construction/reconstruction of water/sewer lines or systems # of Public Facilities	0														
Dike/dam/stream-river bank repairs # of Public Facilities	0														
Rehabilitation/reconstruction of public facilities # of Public Facilities	0														



Planning Activities	4/2023	7/2023	10/2023	1/2024	4/2024	7/2024	10/2024	1/2025	4/2025	7/2025	10/2025	1/2026	4/2026	7/2026	10/2026
Projected Planning Activities	1	1	1	1	1	1	1	1	1	1	1	1	2	2	2
# of Plans (Quarterly Projection)	1	0	0	0	0	0	0	0	0	0	0	0	1	0	0
Actual Plans	1	0	0	0	0	0	0	0	0	0	0	0	0	0	0
# of Plans (Populated from QPR Reporting)	0														

